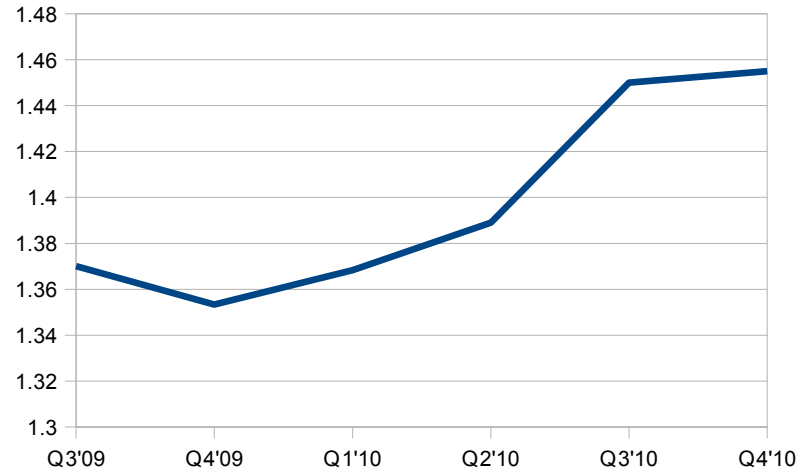


Currencies

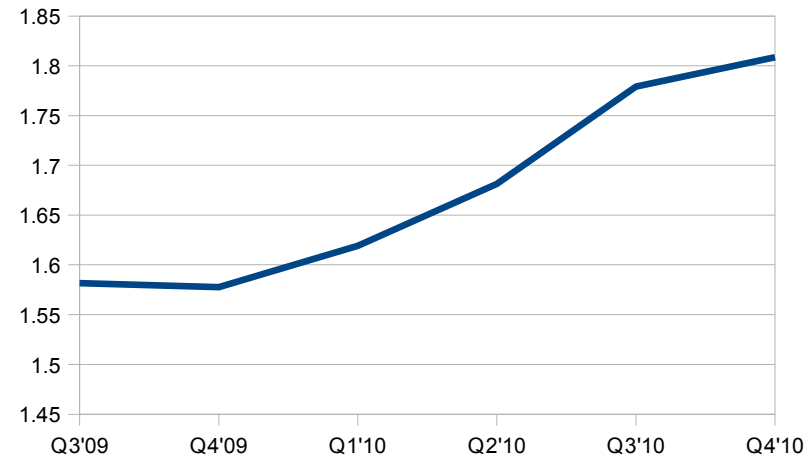
Averages	Q3'09	Q4'09	Q1'10	Q2'10	Q3'10	Q4'10
EUR/USD	1.37	1.35	1.37	1.39	1.45	1.46
GBP/USD	1.58	1.58	1.62	1.68	1.78	1.81
GBP/EUR	0.87	0.86	0.85	0.83	0.83	0.81
USD/JPY	96.01	96.17	96.17	97	94	90.5

Release date: 9 Sep 2009

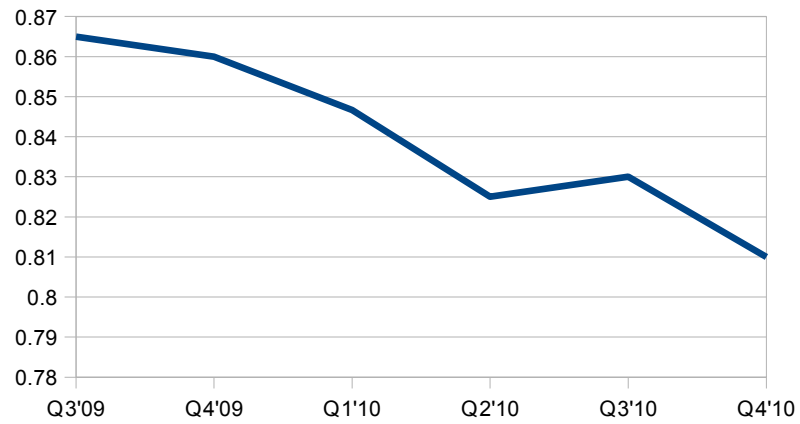
— EUR/USD



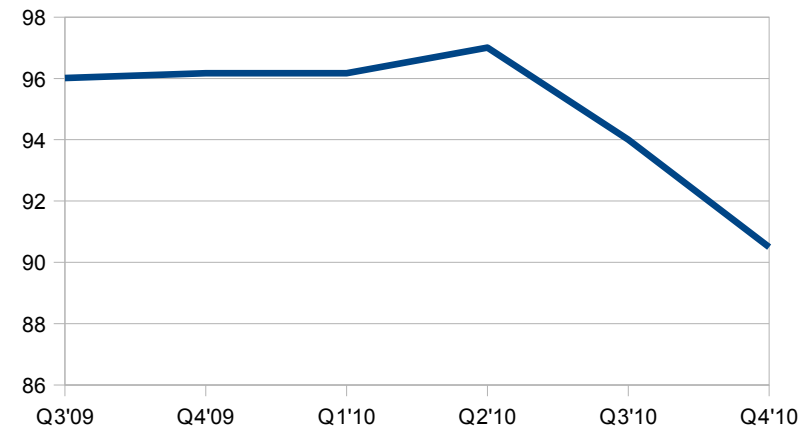
— GBP/USD



— GBP/EUR



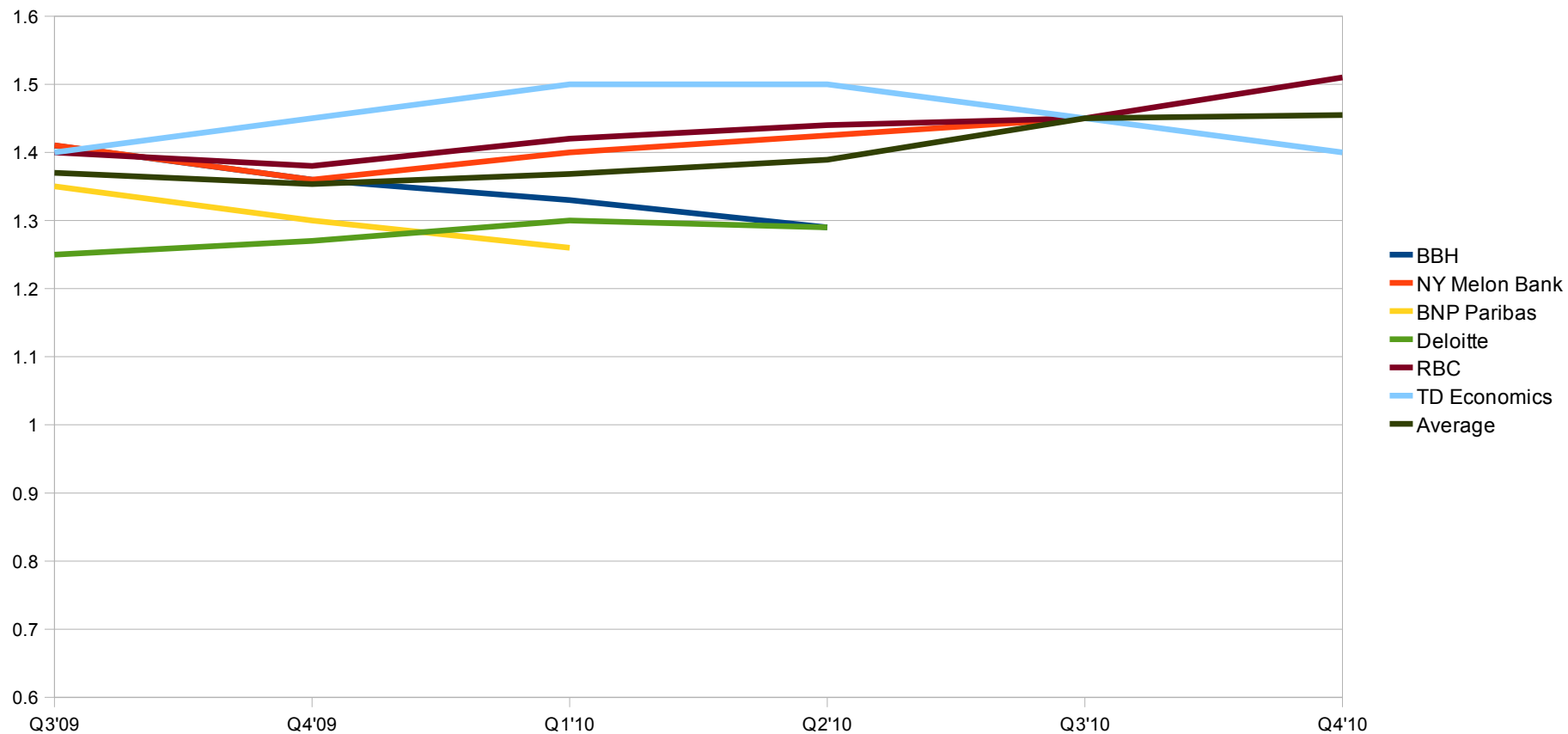
— USD/JPY



EURUSD

EUR/USD	Q3'09	Q4'09	Q1'10	Q2'10	Q3'10	Q4'10
BBH	1.41	1.36	1.33	1.29	-	-
NY Melon Bank	1.41	1.36	1.4	1.43	1.45	-
BNP Paribas	1.35	1.3	1.26	-	-	-
Deloitte	1.25	1.27	1.3	1.29	-	-
RBC	1.4	1.38	1.42	1.44	1.45	1.51
TD Economics	1.4	1.45	1.5	1.5	1.45	1.4
Average	1.37	1.35	1.37	1.39	1.45	1.46

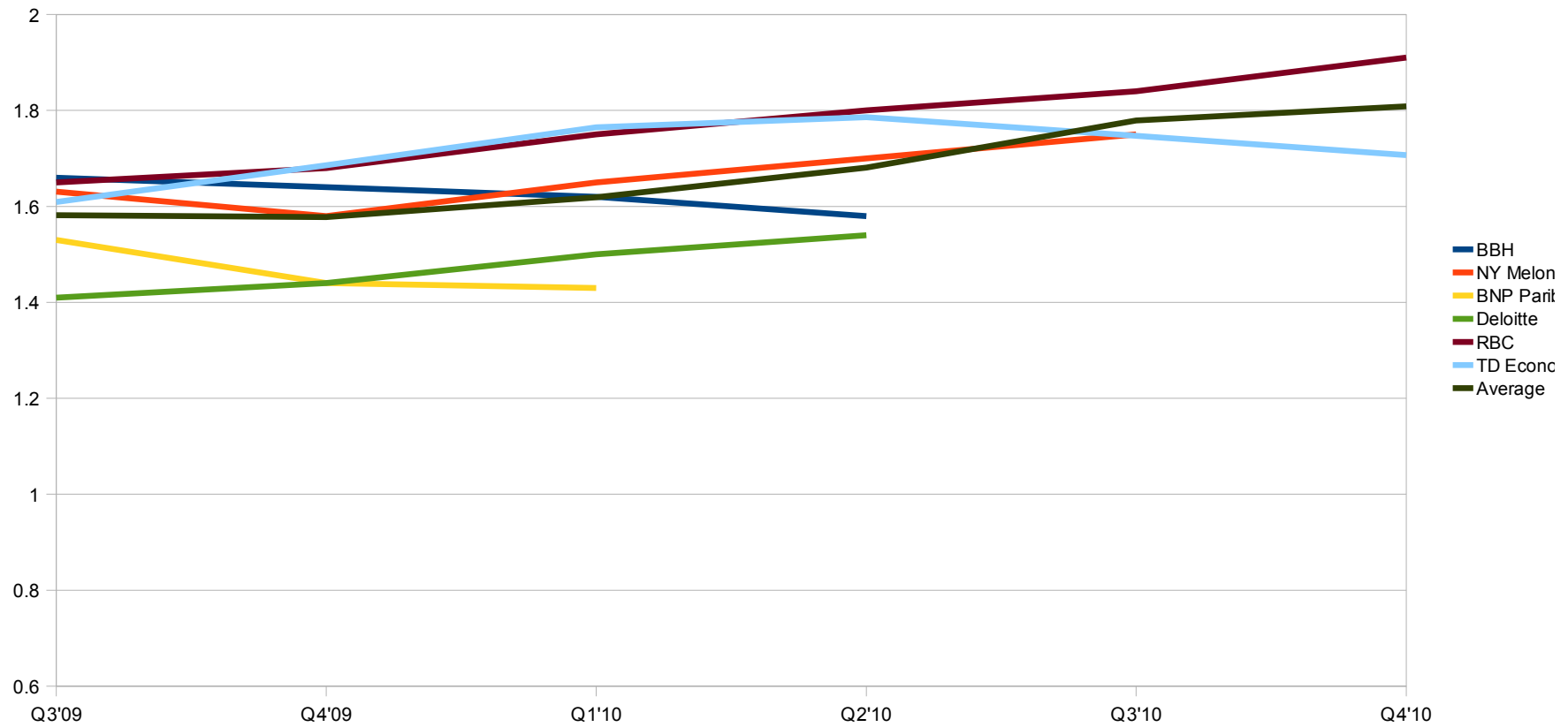
Release date: 9 Sep 2009



GBP

GBP/USD	Q3'09	Q4'09	Q1'10	Q2'10	Q3'10	Q4'10
BBH	1.66	1.64	1.62	1.58	-	-
NY Melon Bank	1.63	1.58	1.65	1.7	1.75	-
BNP Paribas	1.53	1.44	1.43	-	-	-
Deloitte	1.41	1.44	1.5	1.54	-	-
RBC	1.65	1.68	1.75	1.8	1.84	1.91
TD Economics	1.61	1.69	1.77	1.79	1.75	1.71
Average	1.58	1.58	1.62	1.68	1.78	1.81

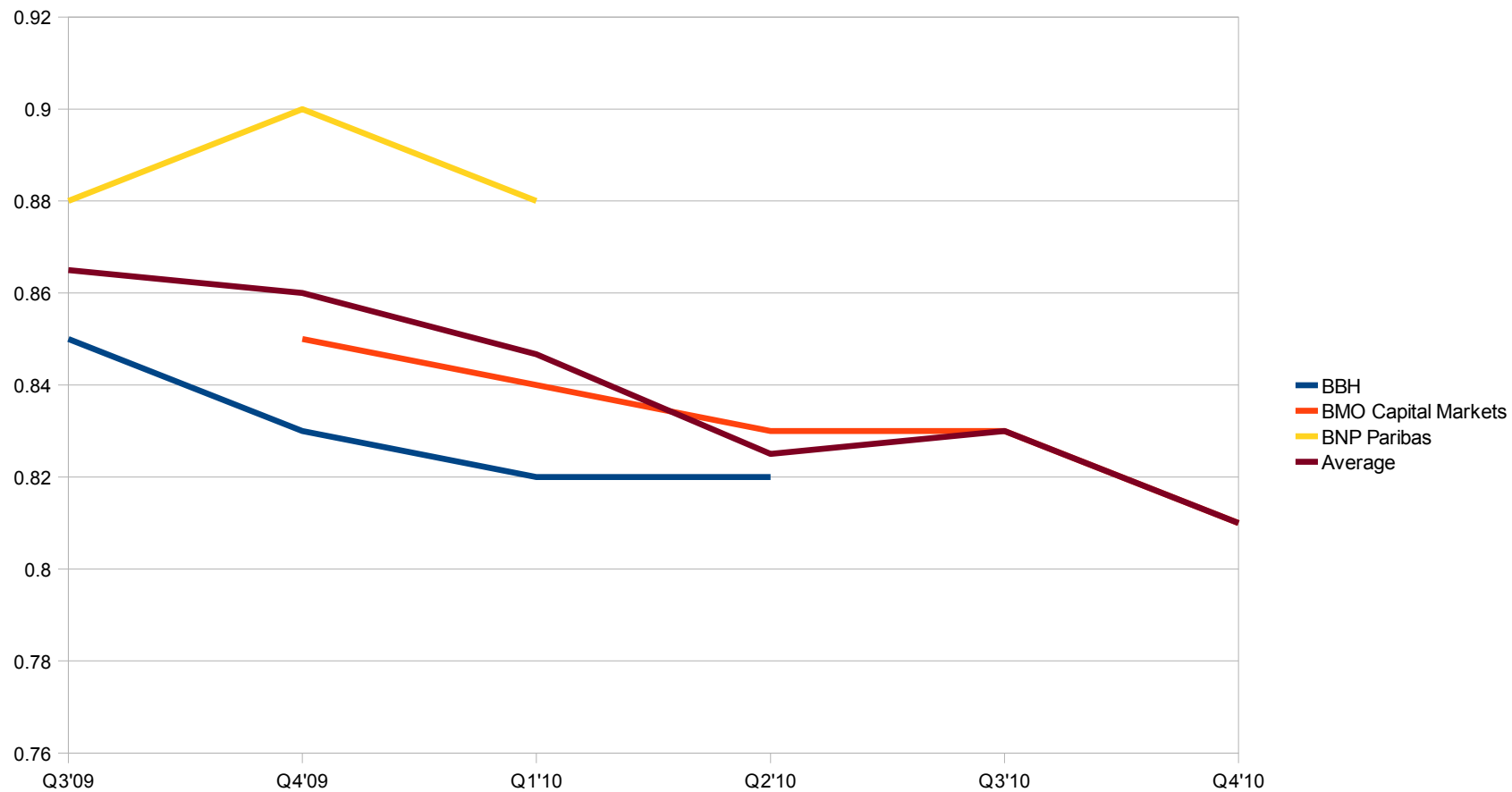
Release date: 9 Sep 2009



GBP

GBP/EUR	Q3'09	Q4'09	Q1'10	Q2'10	Q3'10	Q4'10
BBH	0.85	0.83	0.82	0.82	-	-
BMO Capital Marke	-	0.85	0.84	0.83	0.83	0.81
BNP Paribas	0.88	0.9	0.88	-	-	-
Average	0.87	0.86	0.85	0.83	0.83	0.81

Release date: 9 Sep 2009



GBP

Bank
pas

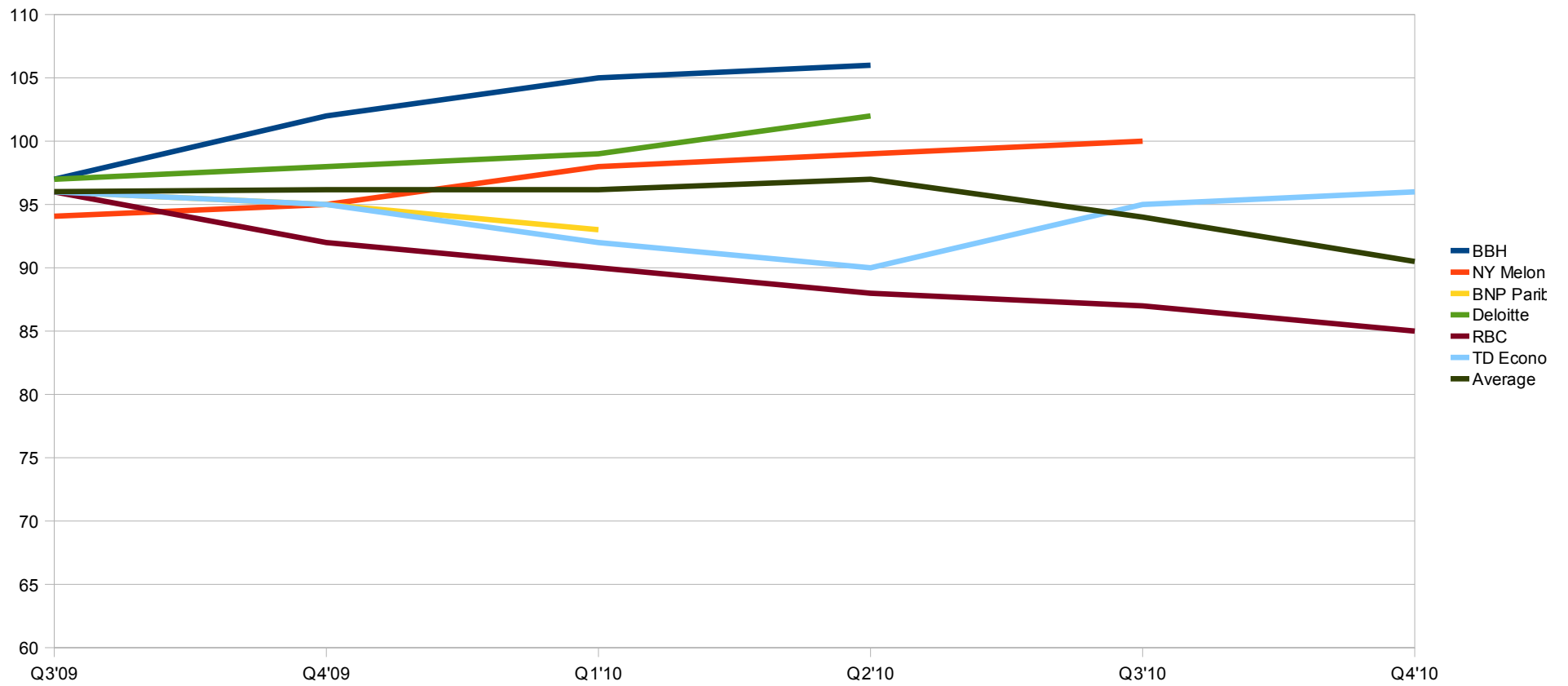
omics

GBP

JPY

USD/JPY	Q3'09	Q4'09	Q1'10	Q2'10	Q3'10	Q4'10
BBH	97	102	105	106	-	-
NY Melon Bank	94.07	95	98	99	100	-
BNP Paribas	96	95	93	-	-	-
Deloitte	97	98	99	102	-	-
RBC	96	92	90	88	87	85
TD Economics	96	95	92	90	95	96
Average	96.01	96.17	96.17	97	94	90.5

Release date: 9 Sep 2009



JPY

Bank
pas

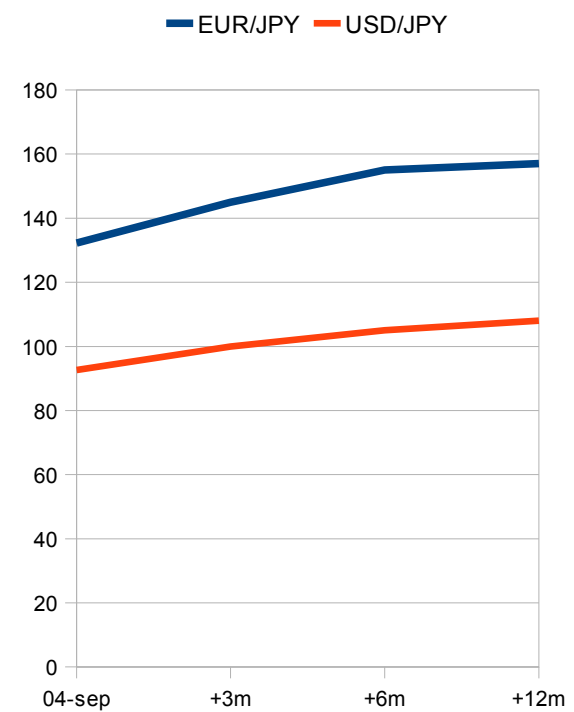
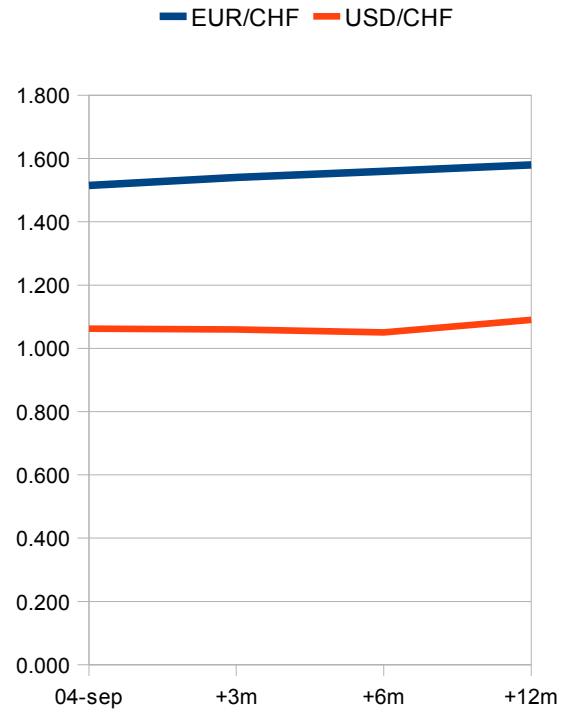
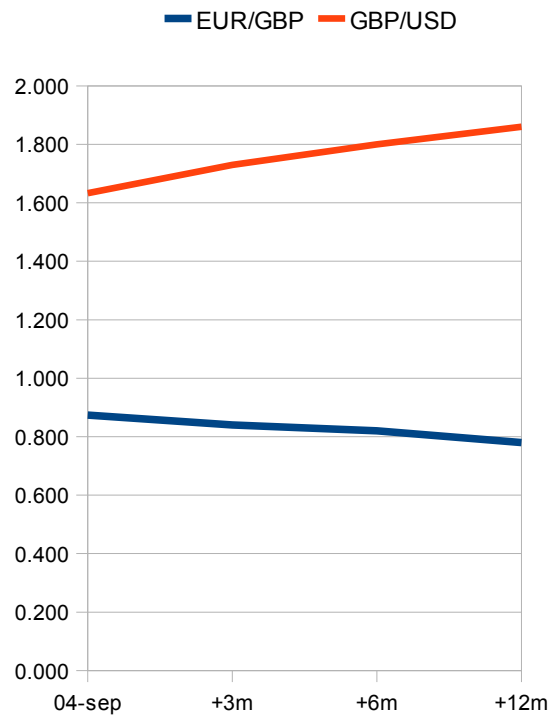
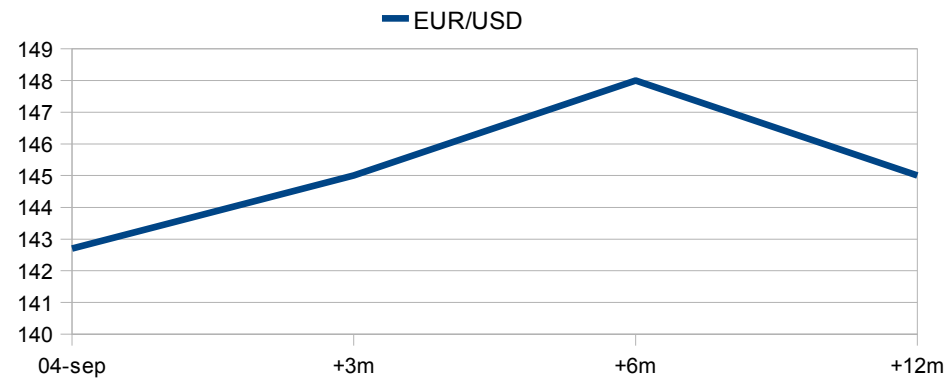
mics

Pair	04-sep	+3m	+6m	+12m
EUR/USD	142.7	145	148	145
EUR/JPY	132.2	145	155	157
USD/JPY	92.6	100	105	108
EUR/GBP	0.874	0.840	0.820	0.780
GBP/USD	1.633	1.730	1.800	1.860
EUR/CHF	1.515	1.540	1.560	1.580
USD/CHF	1.062	1.060	1.050	1.090

As of Sep 9, 2009

Source: [Weekly Focus](#)

Danske Bank

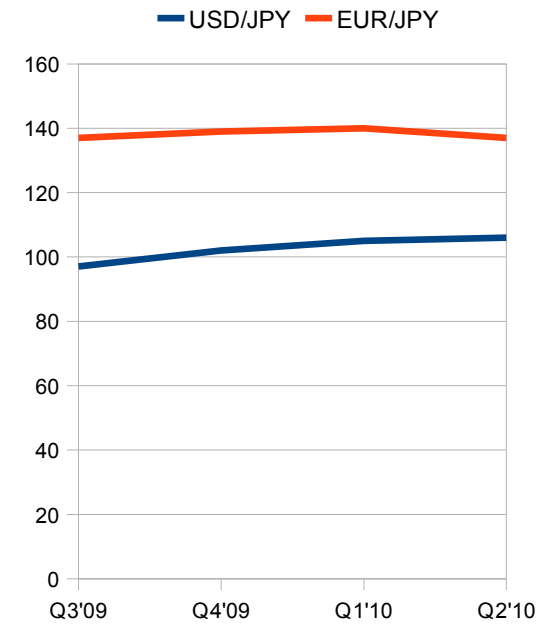
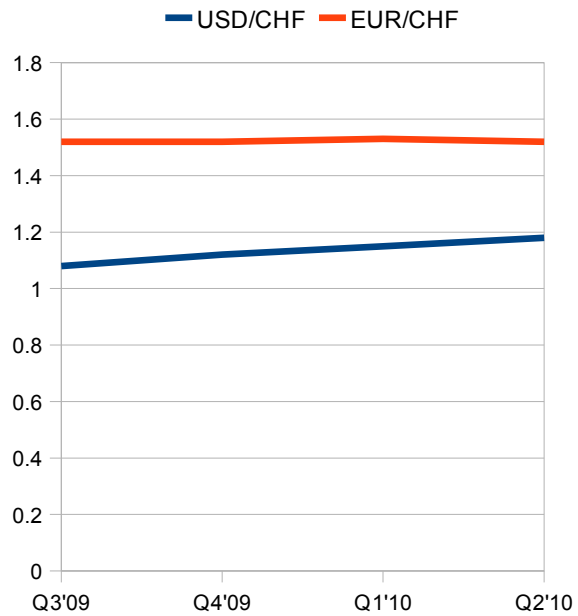
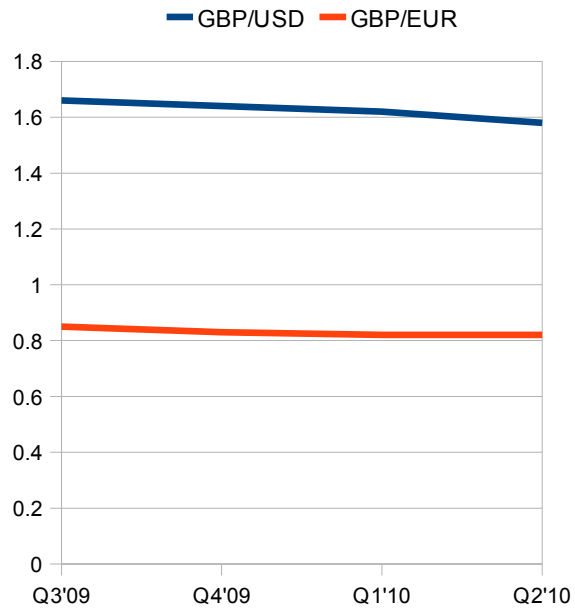
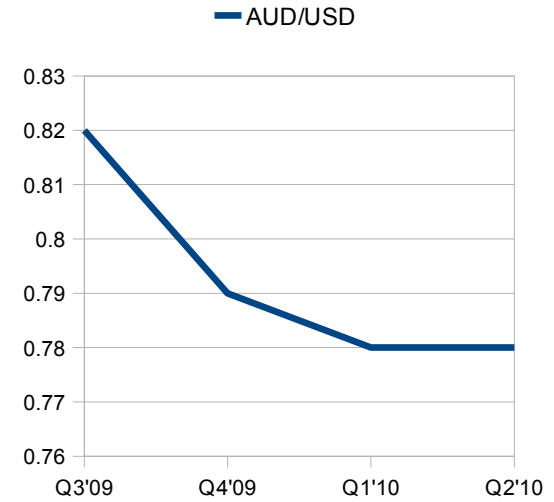
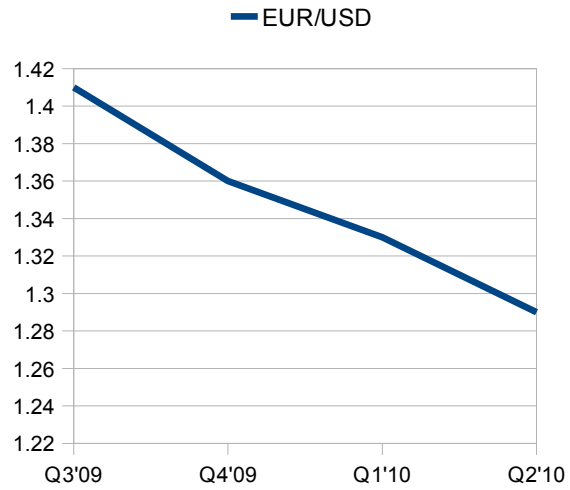


US Dollar Terms	Q3'09	Q4'09	Q1'10	Q2'10
EUR/USD	1.41	1.36	1.33	1.29
USD/JPY	97	102	105	106
GBP/USD	1.66	1.64	1.62	1.58
USD/CAD	1.1	1.13	1.15	1.17
AUD/USD	0.82	0.79	0.78	0.78
NZD/USD	0.65	0.64	0.62	0.6
USD/CHF	1.08	1.12	1.15	1.18

Euro Terms	Q3'09	Q4'09	Q1'10	Q2'10
EUR/JPY	137	139	140	137
GBP/EUR	0.85	0.83	0.82	0.82
EUR/CHF	1.52	1.52	1.53	1.52

As of 3Q report

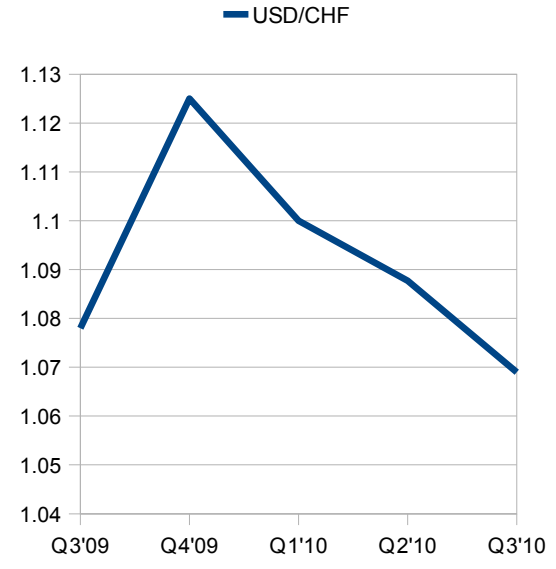
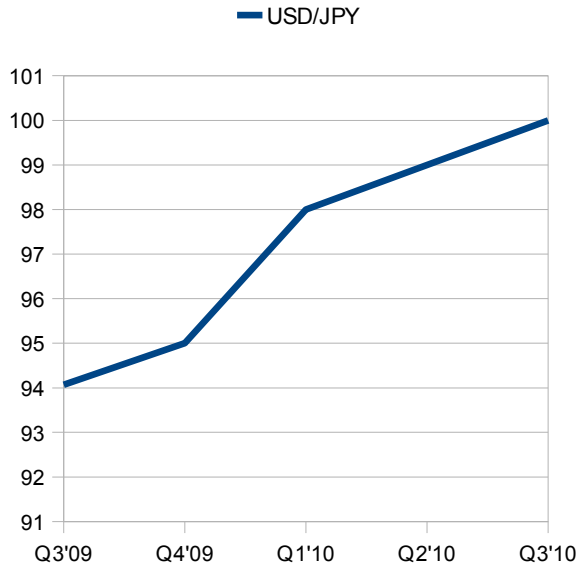
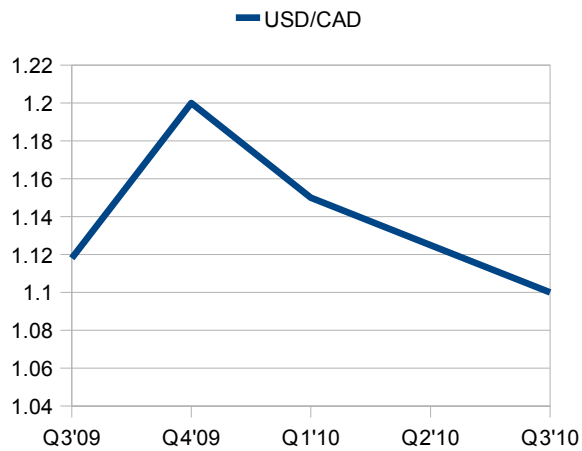
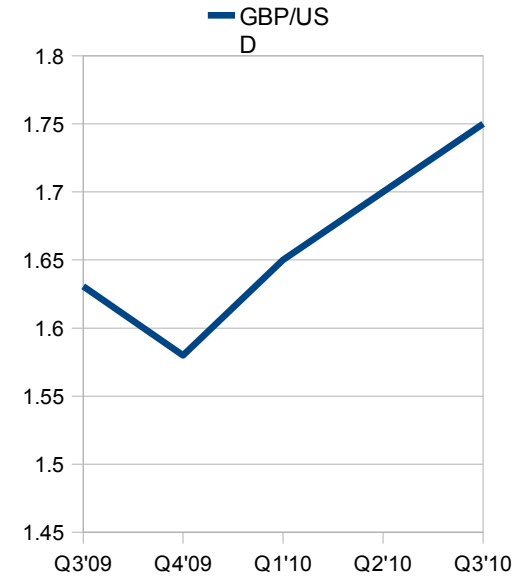
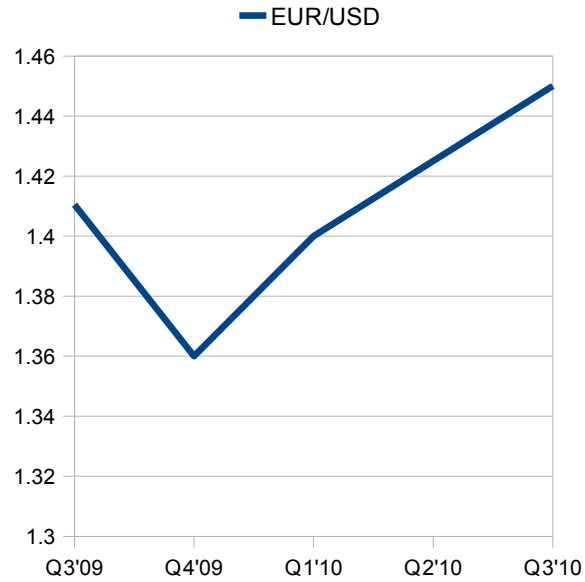
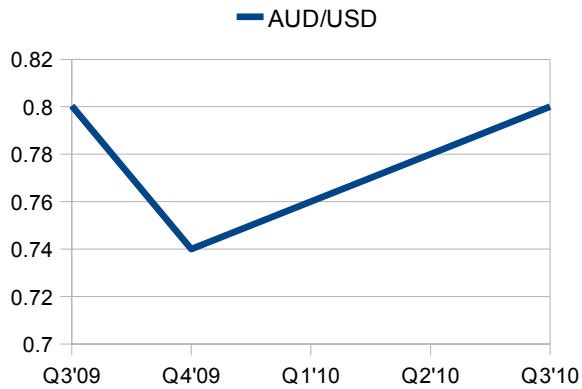
BBH



NY Melon Bank

Pair	Q3'09	Q4'09	Q1'10	Q2'10	Q3'10
AUD/USD	0.8	0.74	0.76	0.78	0.8
GBP/USD	1.63	1.58	1.65	1.7	1.75
USD/CAD	1.12	1.2	1.15	1.13	1.1
EUR/USD	1.41	1.36	1.4	1.43	1.45
USD/JPY	94.07	95	98	99	100
NZD/USD	0.64	0.58	0.58	0.6	0.61
USD/CHF	1.08	1.13	1.1	1.09	1.07

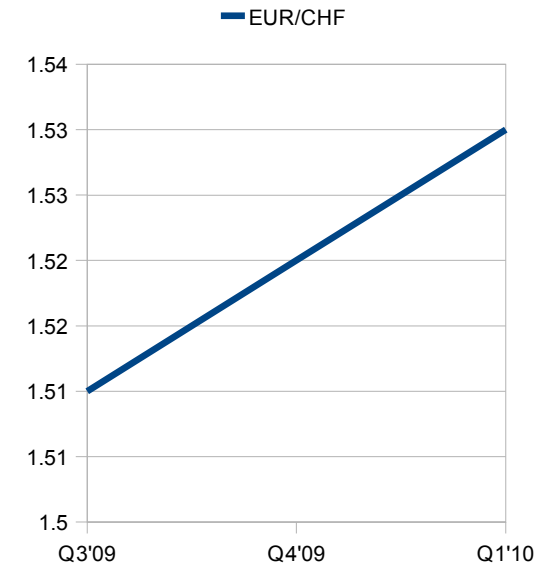
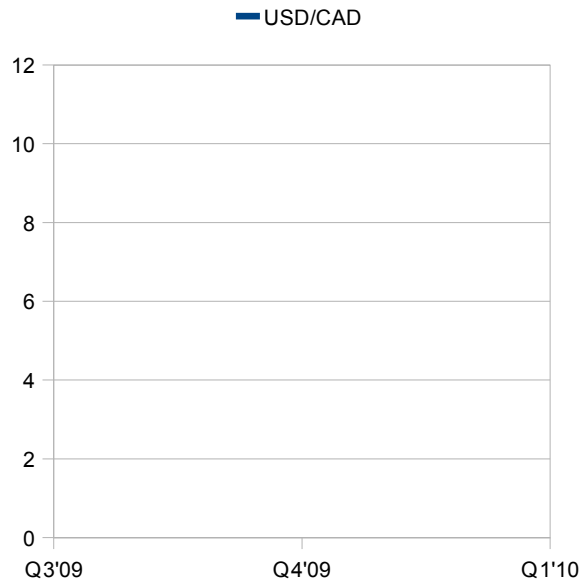
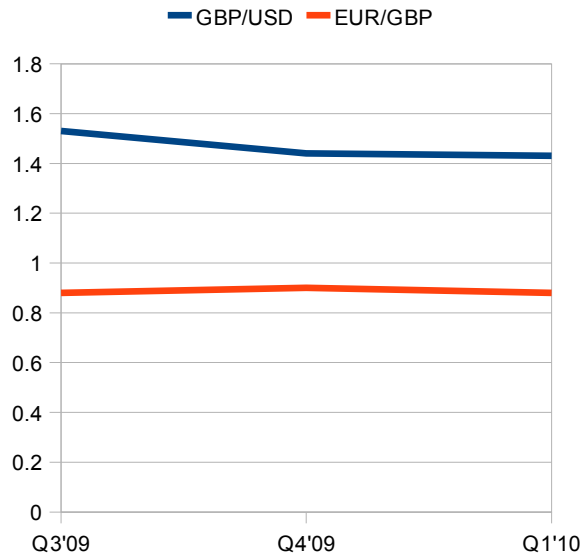
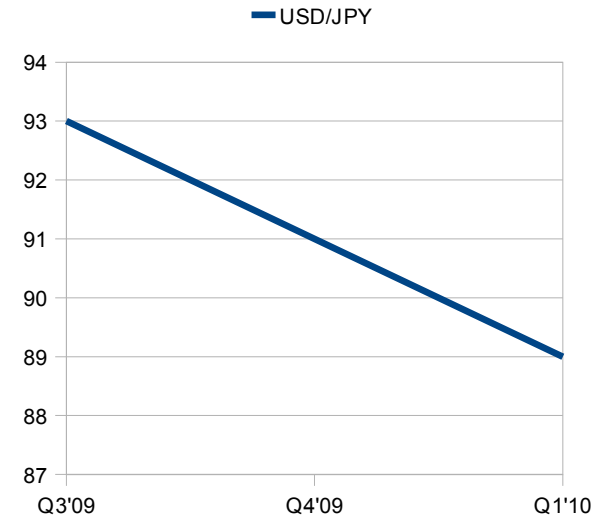
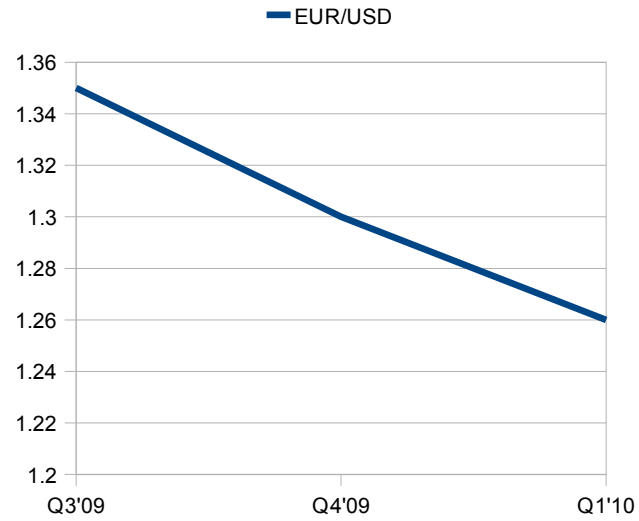
As of Jul 17, 2009



BNP Paribas

Pair	Q3'09	Q4'09	Q1'10
USD/JPY	93	91	89
GBP/USD	1.53	1.44	1.43
USD/CAD	-	-	-
EUR/USD	1.35	1.3	1.26
EUR/GBP	0.88	0.9	0.88
EUR/CHF	1.51	1.52	1.53

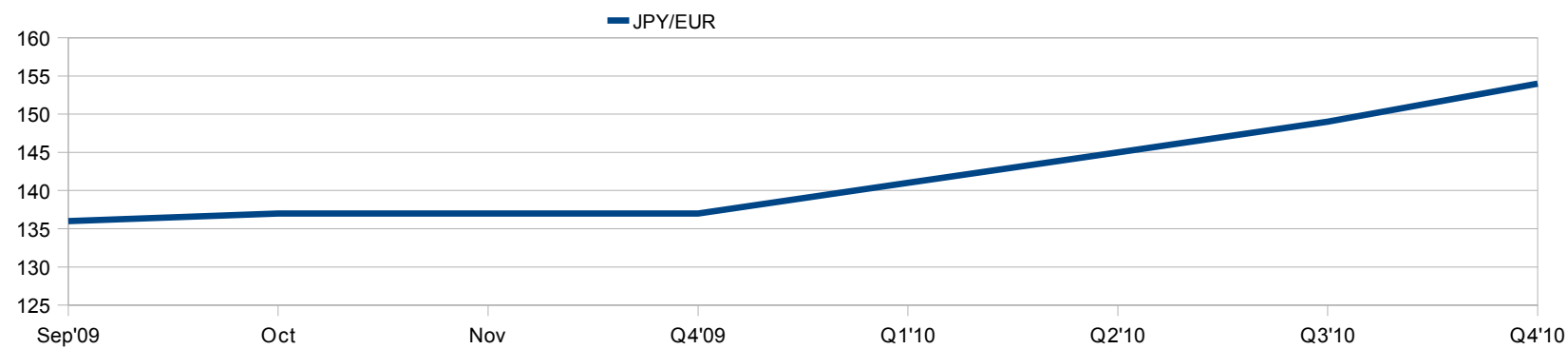
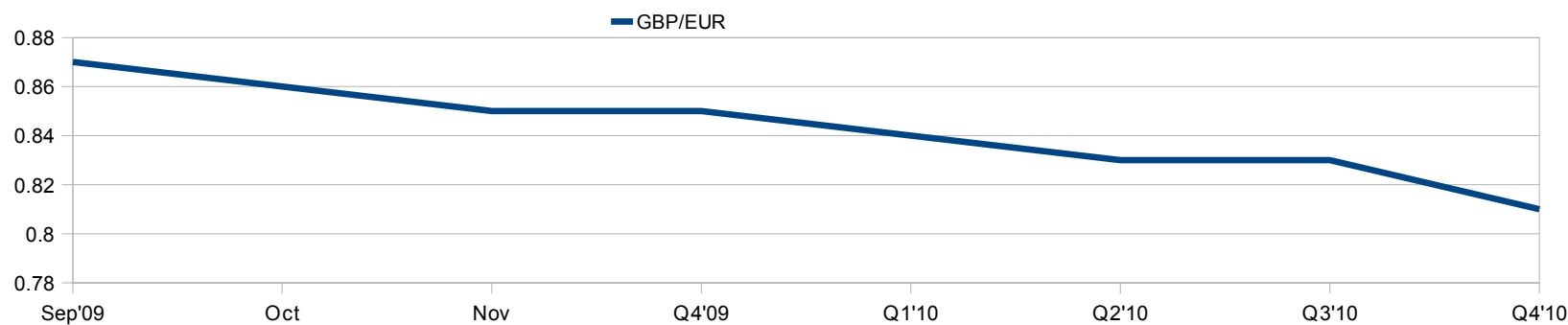
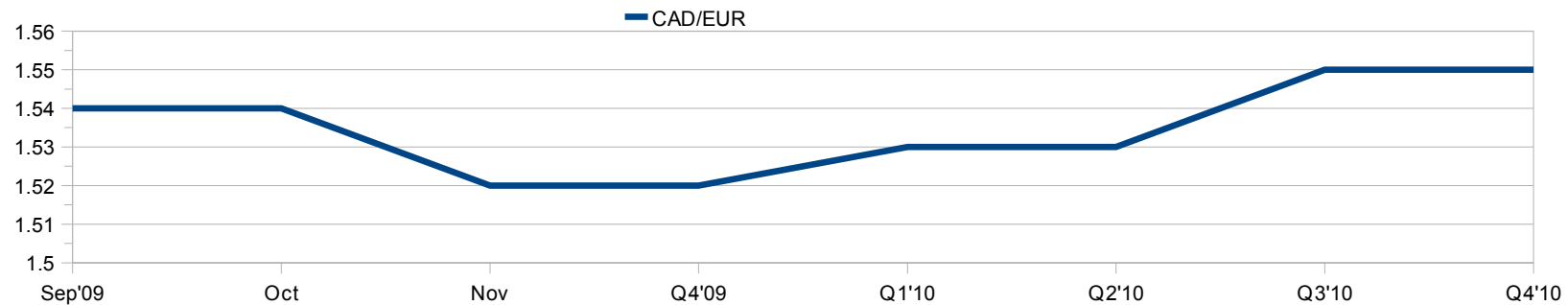
As of Jul 10, 2009



BMO Capital Markets

Pair	Sep'09	Oct	Nov	Q4'09	Q1'10	Q2'10	Q3'10	Q4'10
CAD/EUR	1.54	1.54	1.52	1.52	1.53	1.53	1.55	1.55
GBP/EUR	0.87	0.86	0.85	0.85	0.84	0.83	0.83	0.81
JPY/EUR	136	137	137	137	141	145	149	154

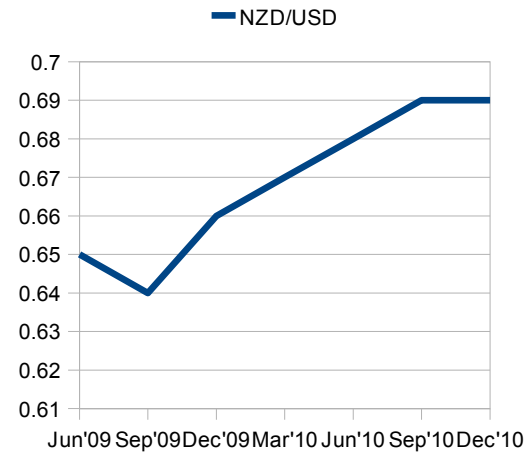
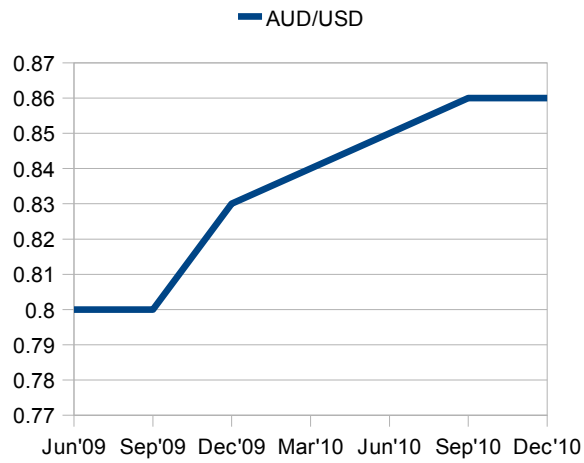
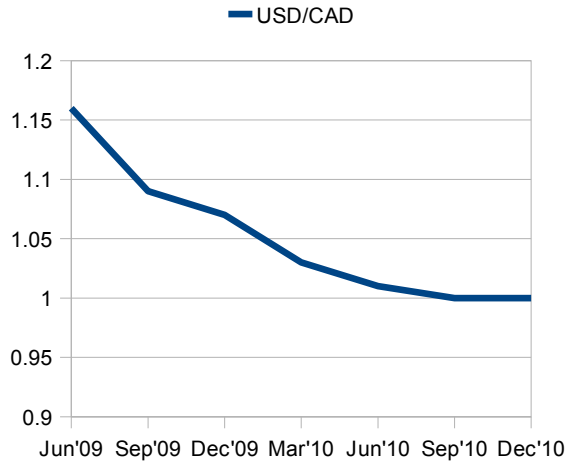
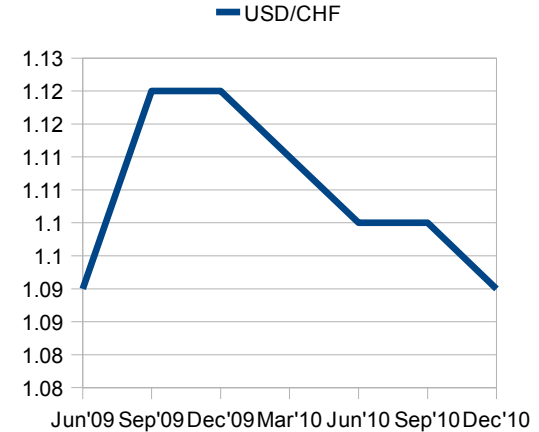
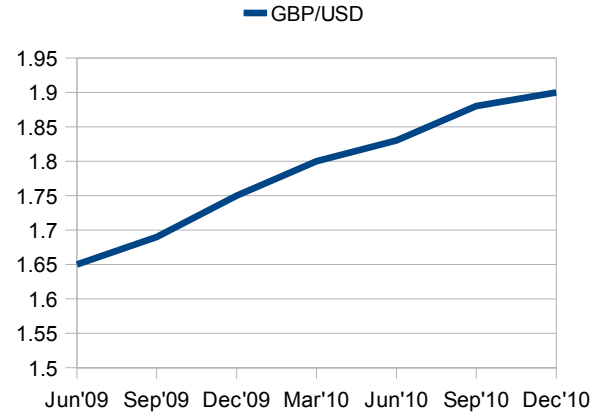
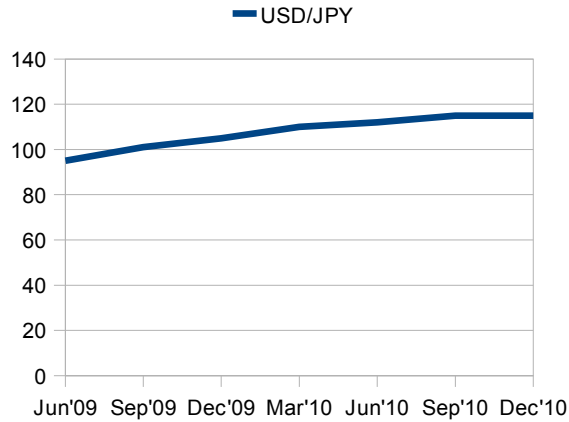
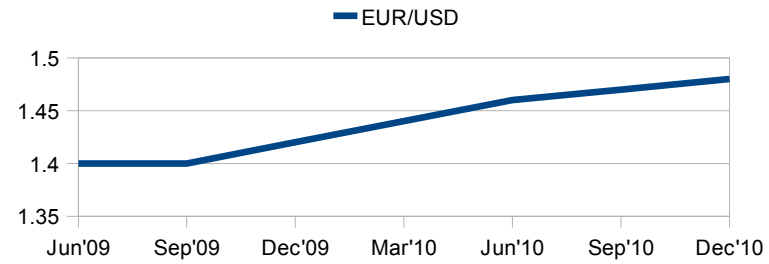
As of Sep 2, 2009



Calyon

Pair	Jun'09	Sep'09	Dec'09	Mar'10	Jun'10	Sep'10	Dec'10
EUR/USD	1.4	1.4	1.42	1.44	1.46	1.47	1.48
USD/JPY	95	101	105	110	112	115	115
GBP/USD	1.65	1.69	1.75	1.8	1.83	1.88	1.9
USD/CHF	1.09	1.12	1.12	1.11	1.1	1.1	1.09
USD/CAD	1.16	1.09	1.07	1.03	1.01	1	1
AUD/USD	0.8	0.8	0.83	0.84	0.85	0.86	0.86
NZD/USD	0.65	0.64	0.66	0.67	0.68	0.69	0.69

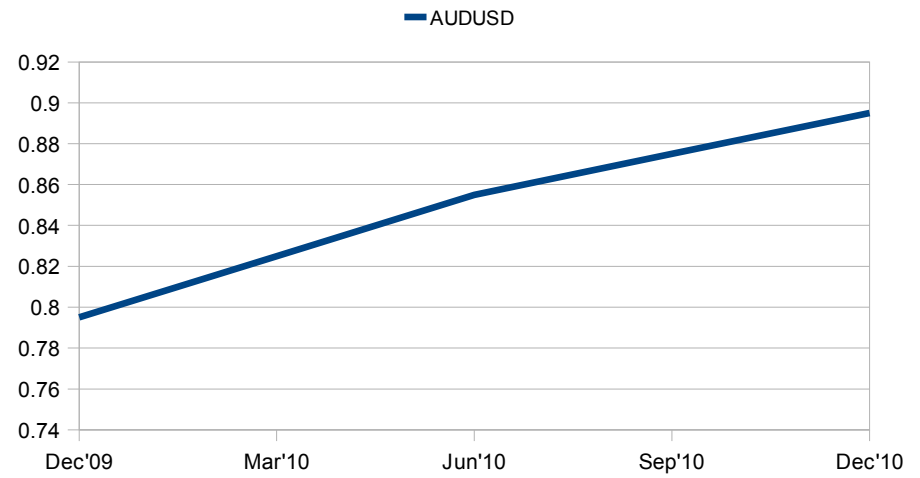
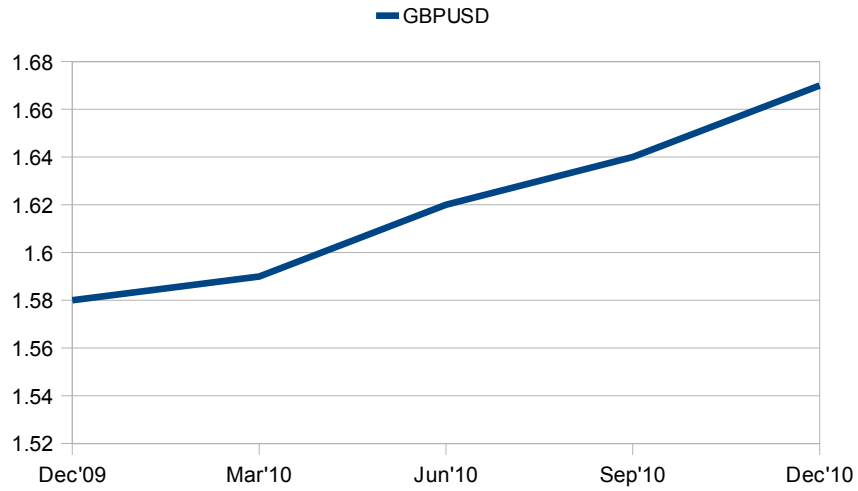
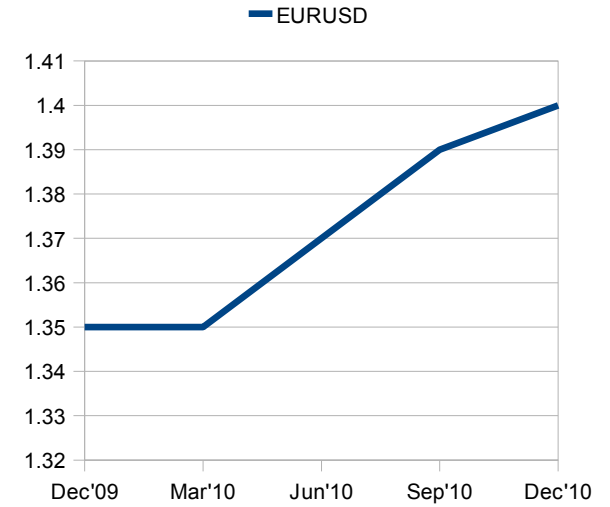
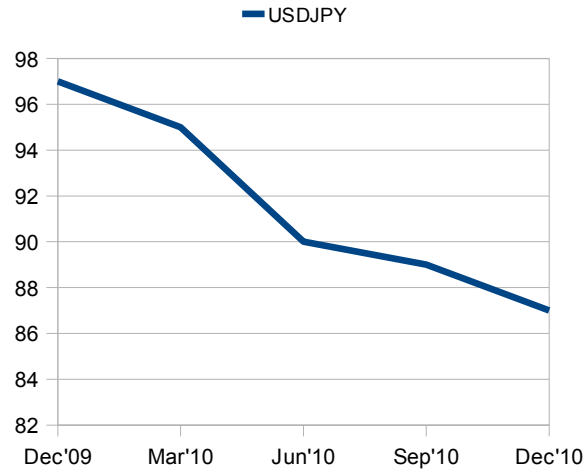
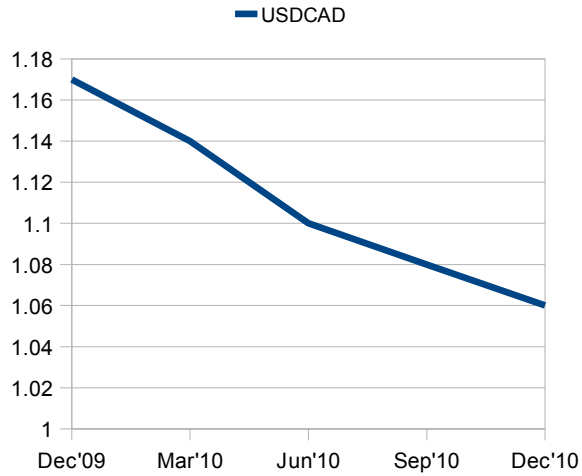
As of Jun 29, 2009



CIBC

Pair	Dec'09	Mar'10	Jun'10	Sep'10	Dec'10
USDCAD	1.17	1.14	1.1	1.08	1.06
USDJPY	97	95	90	89	87
EURUSD	1.35	1.35	1.37	1.39	1.4
GBPUSD	1.58	1.59	1.62	1.64	1.67
AUDUSD	0.8	0.83	0.86	0.88	0.9

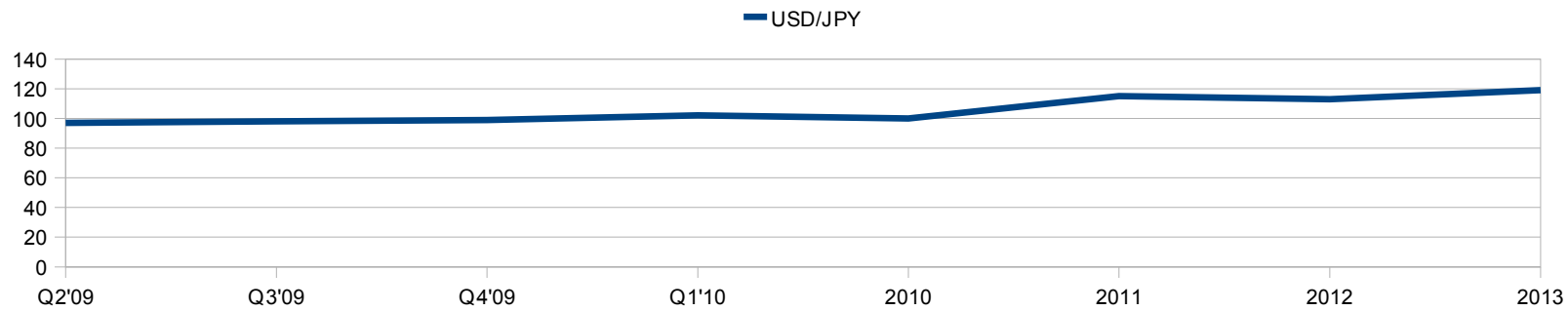
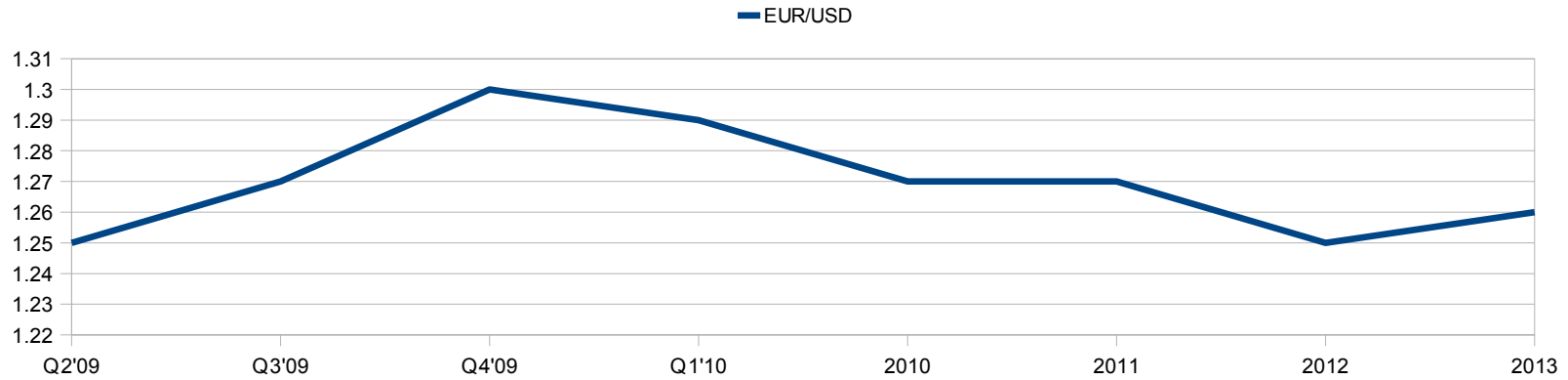
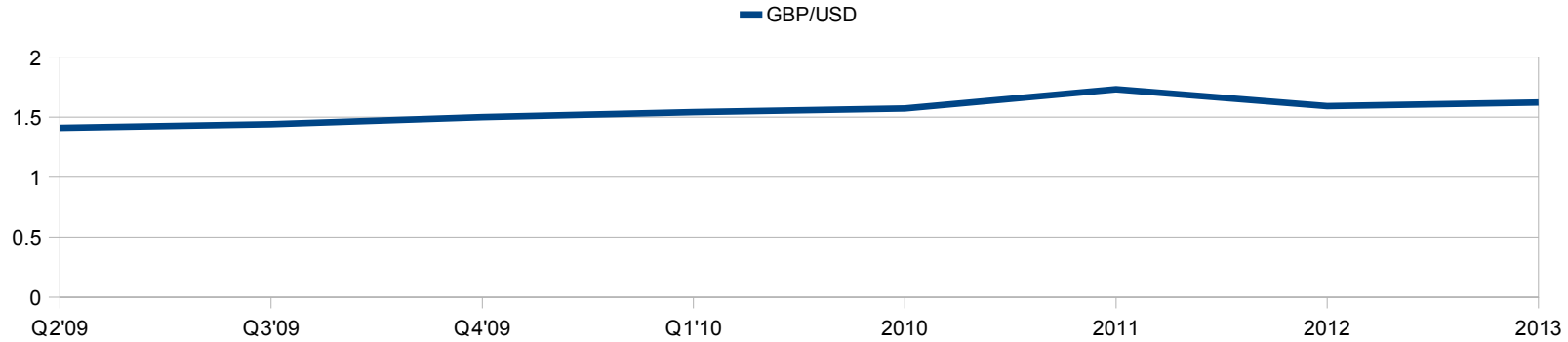
As of Aug 25, 2009



Deloitte

Pair	Q2'09	Q3'09	Q4'09	Q1'10	2010	2011	2012	2013
GBP/USD	1.41	1.44	1.5	1.54	1.57	1.73	1.59	1.62
EUR/USD	1.25	1.27	1.3	1.29	1.27	1.27	1.25	1.26
USD/JPY	97	98	99	102	100	115	113	119

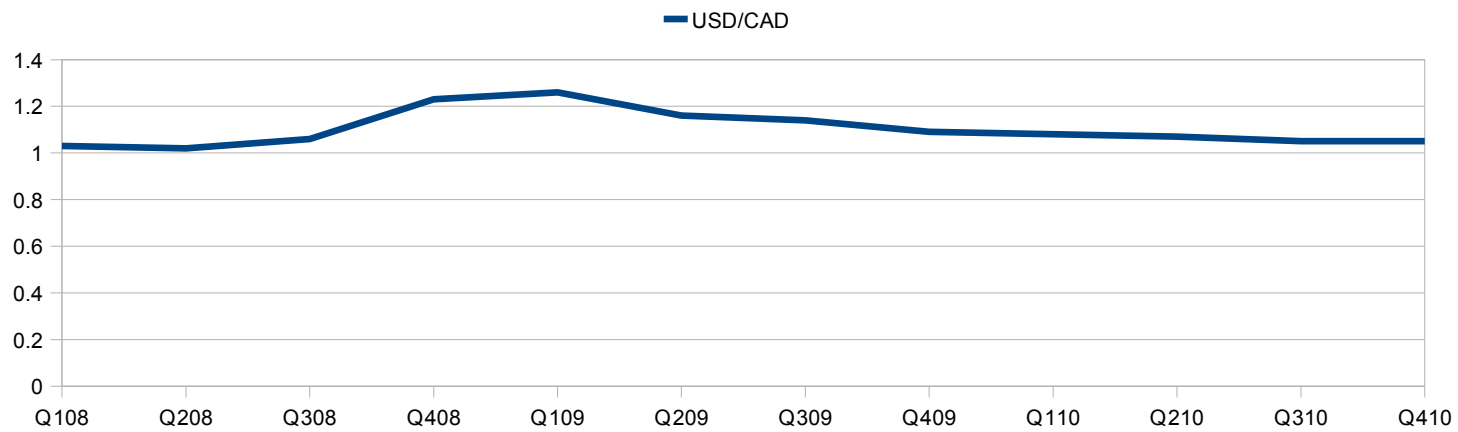
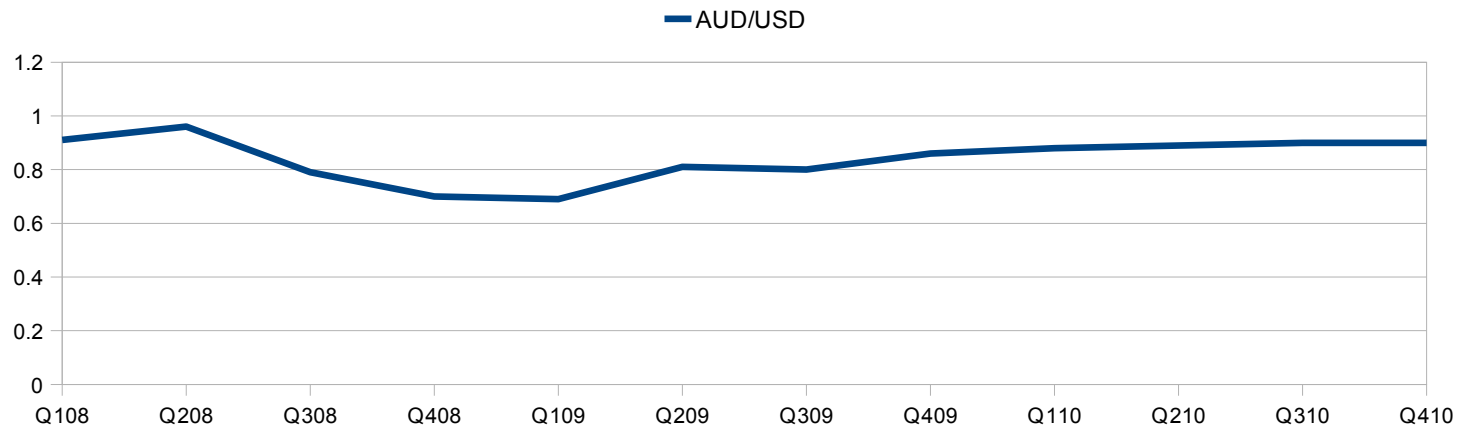
As of Apr 13, 2009



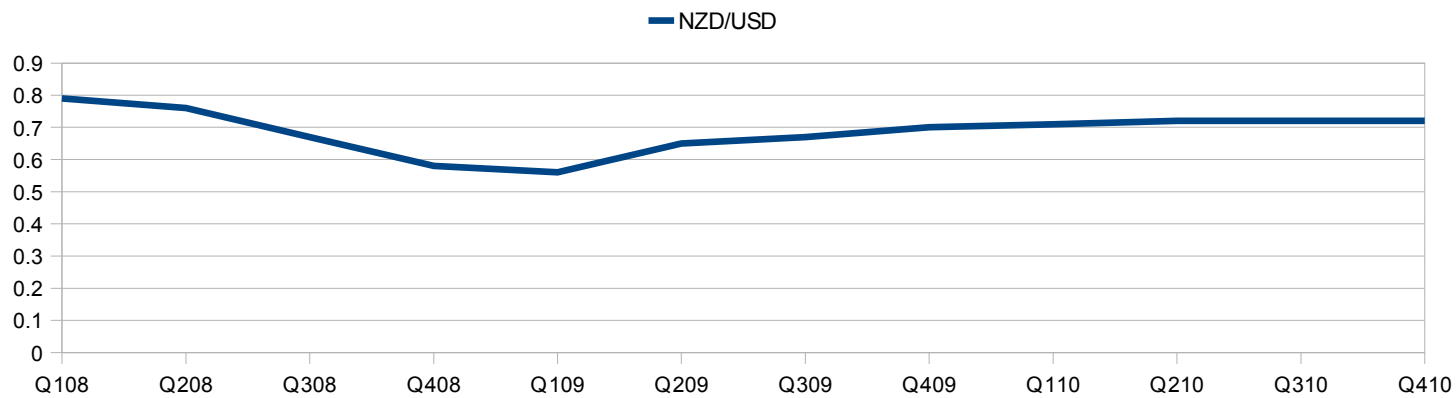
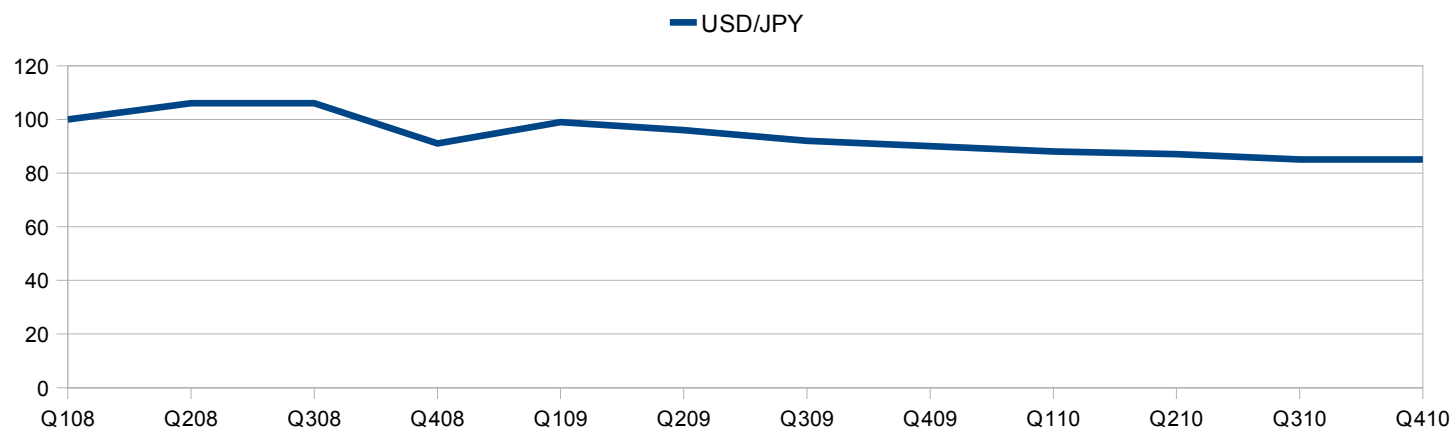
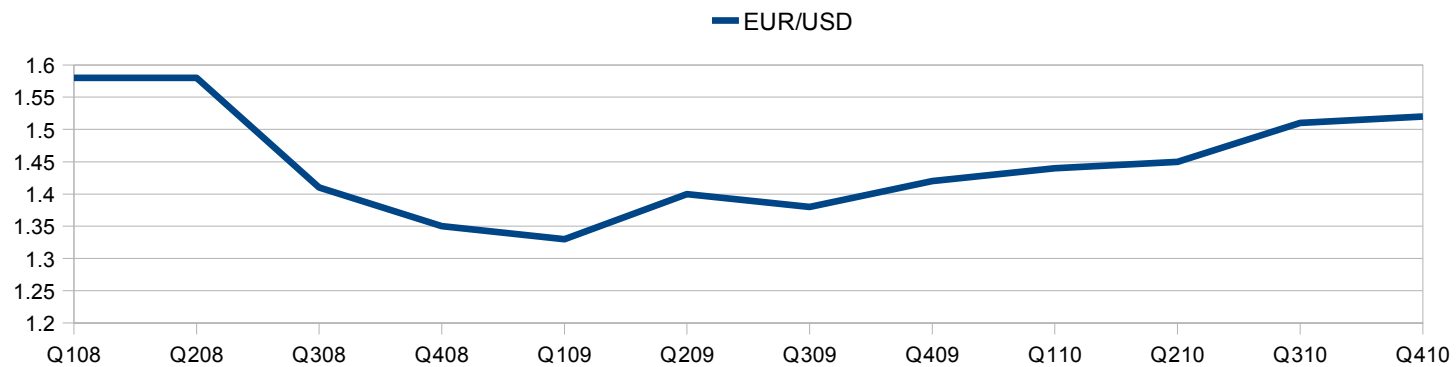
RBC

Pair	Q108	Q208	Q308	Q408	Q109	Q209	Q309	Q409	Q110	Q210	Q310	Q410	2008	2009	2010
AUD/USD	0.91	0.96	0.79	0.7	0.69	0.81	0.8	0.86	0.88	0.89	0.9	0.9	0.7	0.86	0.9
USD/CAD	1.03	1.02	1.06	1.23	1.26	1.16	1.14	1.09	1.08	1.07	1.05	1.05	1.23	1.09	1.05
EUR/USD	1.58	1.58	1.41	1.35	1.33	1.4	1.38	1.42	1.44	1.45	1.51	1.52	1.35	1.42	1.52
USD/JPY	100	106	106	91	99	96	92	90	88	87	85	85	91	90	85
NZD/USD	0.79	0.76	0.67	0.58	0.56	0.65	0.67	0.7	0.71	0.72	0.72	0.72	0.58	0.7	0.72
USD/CHF	0.99	1.02	1.12	1.07	1.14	1.09	1.12	1.09	1.09	1.09	1.05	1.05	1.07	1.09	1.05
GBP/USD	1.98	1.99	1.8	1.46	1.43	1.65	1.68	1.75	1.8	1.84	1.91	1.92	1.46	1.75	1.92

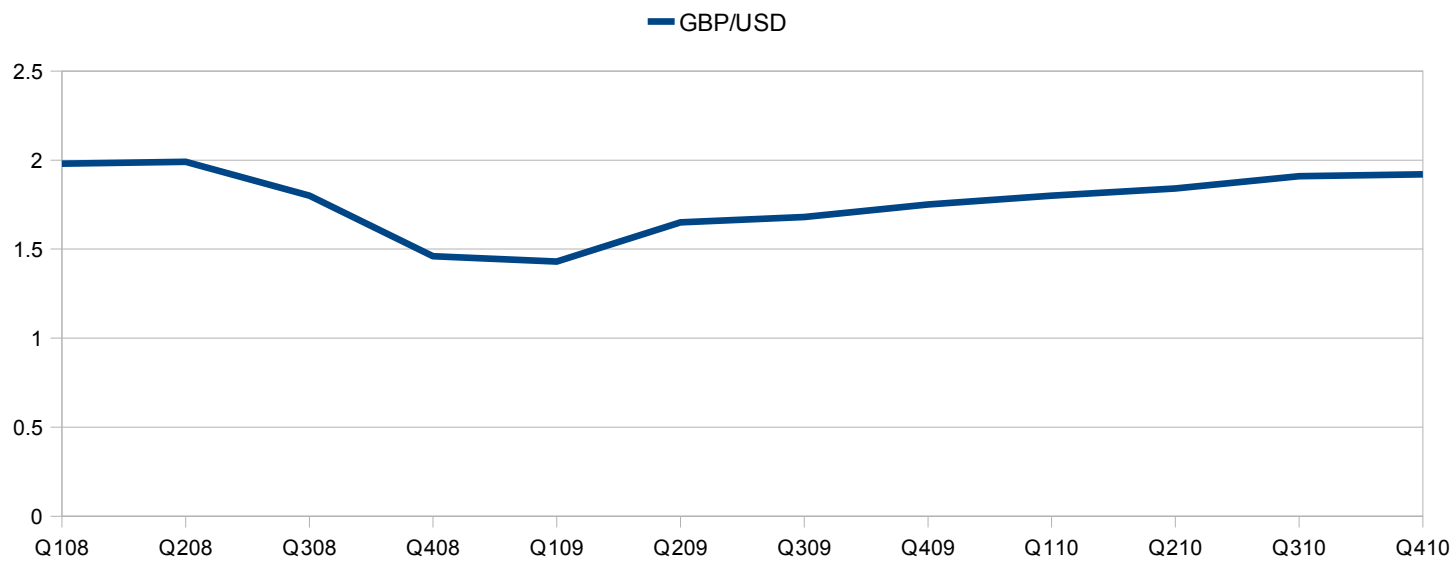
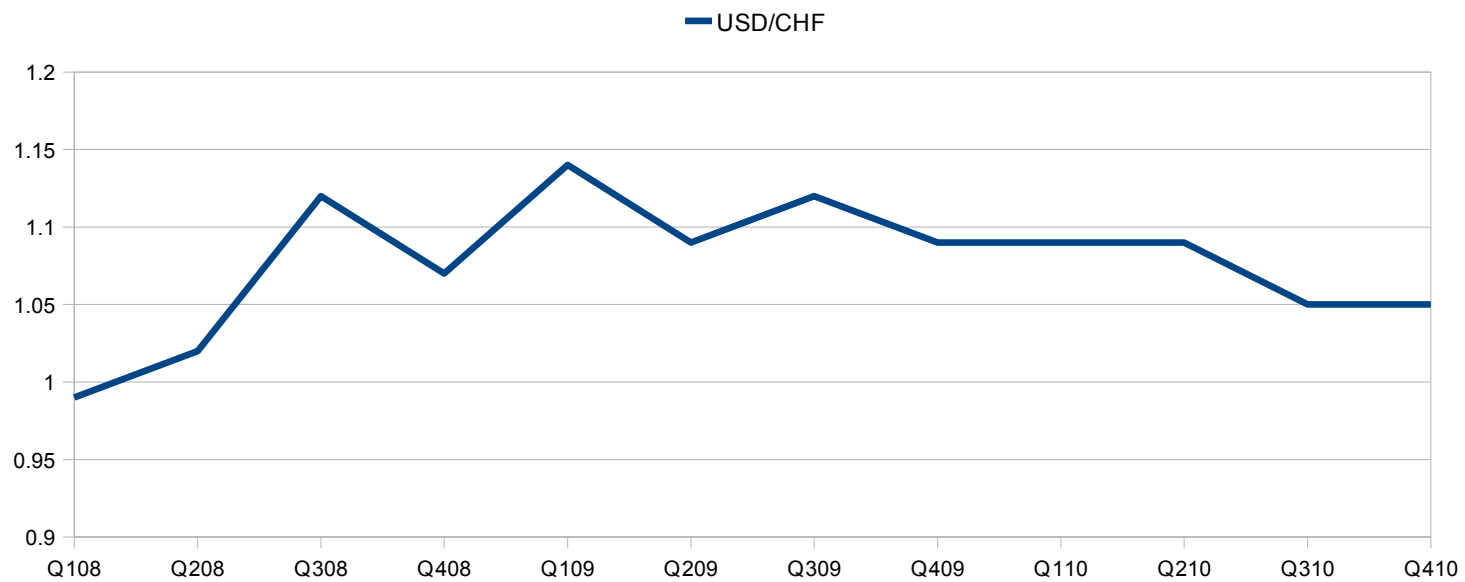
As of Sep 4, 2009



RBC



RBC

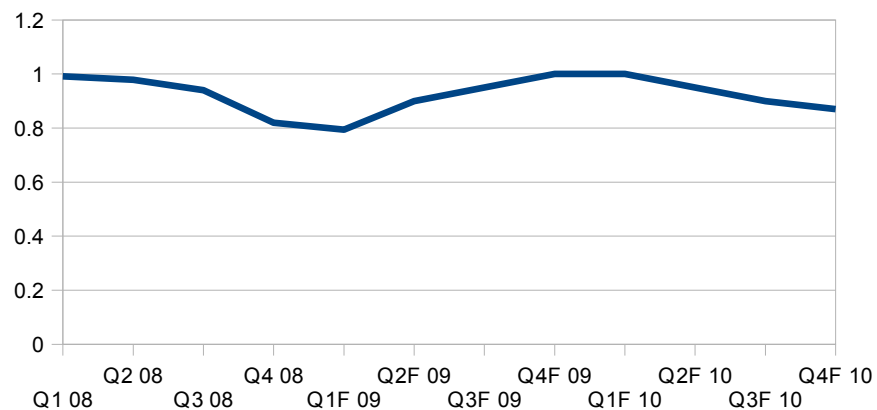


TD Economics

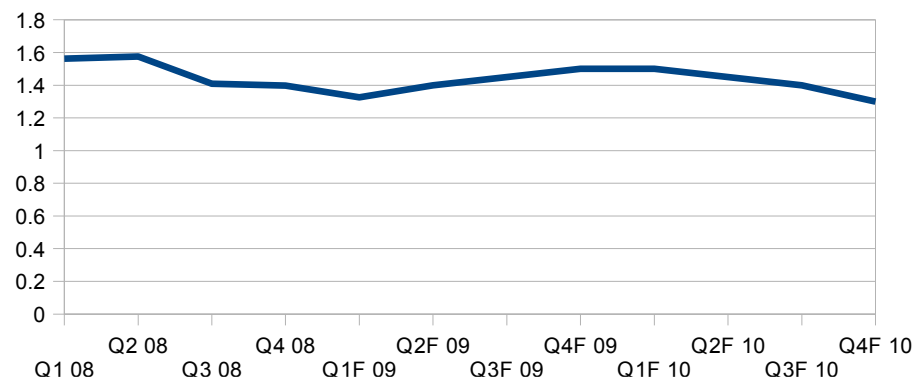
Pair	Q1 08	Q2 08	Q3 08	Q4 08	Q1F 09	Q2F 09	Q3F 09	Q4F 09	Q1F 10	Q2F 10	Q3F 10	Q4F 10
USD/CAD	0.99	0.98	0.94	0.82	0.79	0.9	0.95	1	1	0.95	0.9	0.87
JPY/USD	104	106	106	91	99	96	95	92	90	95	96	100
USD/EUR	1.56	1.58	1.41	1.4	1.33	1.4	1.45	1.5	1.5	1.45	1.4	1.3
USD/GBP	1.99	1.99	1.78	1.46	1.43	1.61	1.69	1.77	1.79	1.75	1.71	1.59
CHF/USD	1.03	1.02	1.12	1.07	1.14	1.11	1.1	1.08	1.08	1.12	1.14	1.22
USD/AUD	0.94	0.96	0.79	0.7	0.69	0.77	0.76	0.78	0.78	0.8	0.82	0.84
USD/NZD	0.79	0.76	0.67	0.58	0.56	0.6	0.58	0.6	0.6	0.62	0.64	0.64

As of Jun 16, 2009

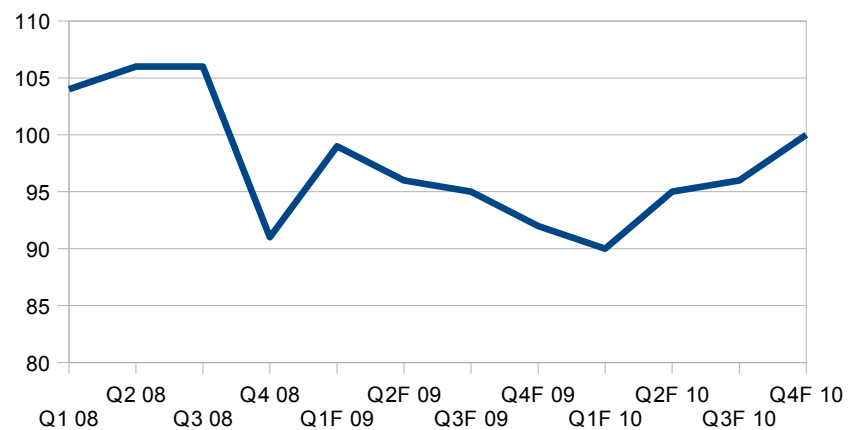
— USD/CAD



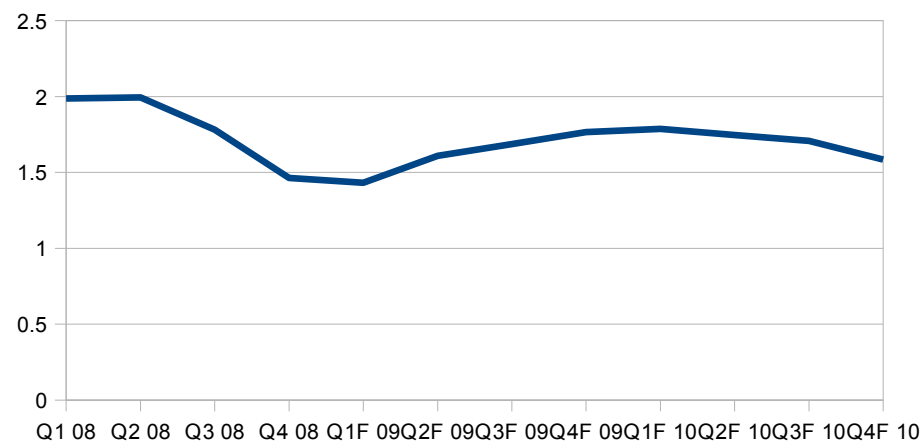
— USD/EUR



— JPY/USD



— USD/GBP



TD Economics

