

Equity Market

- Indian stock markets fell today tracking weak global markets on concerns of a slow down in global economy. The Sensex lost 5.87% to close at 10,809.12 while the Nifty slid 5.12% to close at 3,38.40. Larsen & Toubro slumped 11.01% as the company reported a 20 basis point fall in operating profit margin to 8.8% in the second quarter of the current year as compared to the previous year.
- The BSE Bankex fell by 3.25% today to close at 5,841.60. SBI lost 2.05% while ICICI Bank slid 7.36% to close at 414.2.
- Most Asian stocks fell today. The MSCI Asia Pacific Index lost 1.3% to close at 95.37 while the Nikkei 225 Stock Average gained 1.1% to 9,547.47. Posco plunged 8.5%.

Debt Market

- India's 10-year bonds rose slightly paring its early trade losses as markets expected a SLR cut that may be cushioned with various other measures to boost liquidity. The yield on the benchmark 8.24% note due April 2018 fell 3 bps to close at 7.91%.
- India's call rate ended at 10.25% today. RBI conducted two LAFs today. It injected INR 362.70 bn in the 1st one while in the 2nd it injected INR 190.7 bn, thereby injecting INR 553.4 bn into the banking system today.
- US 10-year Treasuries rose after the US September retail sales and New York manufacturing index data was weaker than expectations. The yield on the benchmark 10-year security was at 4.04% (18:30 IST).

Forex Market

- The Rupee weakened against the Dollar as FIIs were net sellers in equity markets. The USD/INR pair ended at 48.53 from 48.07 yesterday.
- The 6-month and 1-year forward premium was at 0.49% and 0.40% as compared at 0.19% and 0.24% yesterday.
- The Yen remained strong against most currencies due to uncertainty regarding the effectiveness of the bail out plans. Weaker than expected US retail sales data further deteriorated sentiments. EUR/USD was at 1.3606 from 1.3736 yesterday and GBP/USD was at 1.7542 from 1.7593 yesterday. USD/JPY was at 101.17 versus 102.64 yesterday. *

*These levels are taken at 18:20 IST.

Commodities Market

- Crude oil prices fell to their lowest level since September 2007 on speculation of a slowdown in demand as OPEC revised its next year demand growth downwards for the second consecutive month. Crude oil for November delivery was at USD 75.63 a barrel. (18:00 IST)
- Gold prices rose slightly as the equity markets slipped increasing the demand for the yellow metal as an alternative investment. Gold for immediate delivery was trading at 845.60 USD/oz on the COMEX. (17:30 IST)

Fixed Income Market

GOI Sec Market

Security	Closing Yield	Previous Yield
7.55% GOI 2010	8.22%	8.25%
7.40% GOI 2012	8.13%	7.92%
7.38% GOI 2015	8.21%	8.02%
8.24% GOI 2018	7.91%	7.94%
8.35% GOI 2022	7.93%	7.93%
8.33% GOI 2030	8.10%	8.10%

Overnight Indexed Swap

Tenor	October 15	October 14
1 Year	6.87	7.09
2 Year	6.89	7.07
5 Year	7.01	7.29

MIFOR

Tenor	October 15	October 14
1 Year	3.65	3.80
3 Year	3.80	3.98
5 Year	5.00	5.13

Money Market

	October 15	October 14
Call Money Range	10.25	8.75
MIBOR	10.13	10.06
Reverse Repo Amt	41.35	5.00
Repo Amt	553.40	628.05

Global Treasury Yields

	October 15	October 14
US 10 Year	4.01	4.08
EURO 10 Year	4.08	4.12
GBP 10 Year	4.67	4.74
JPY 10 Year	1.59	1.59

Swap Rate

Currency	1-year	2-year	5-year	10-year
USD	2.9795	3.035	4.0401	4.58
EUR	4.5095	4.2670	4.4630	4.6540
GBP	4.775	4.7895	4.9120	4.8825
JPY	1.0565	1.0900	1.3600	1.5950
CHF	2.868	2.7875	3.1475	3.5650

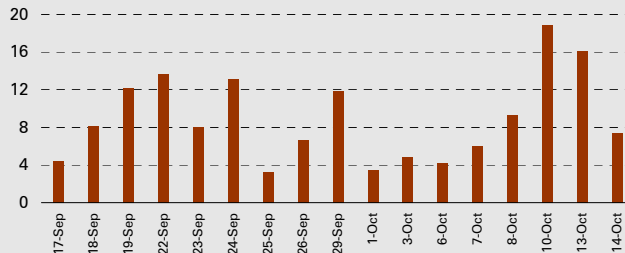
Forex Market

Currency	USD	EUR	GBP	JPY	CHF
USD	-	0.7341	0.5704	100.99	1.1320
EUR	1.3622	-	0.7771	137.57	1.5419
GBP	1.7531	1.2871	-	177.05	1.9845
JPY	0.9902	0.7269	0.5649	-	1.1210
CHF	0.8834	0.6485	0.5039	89.20	-

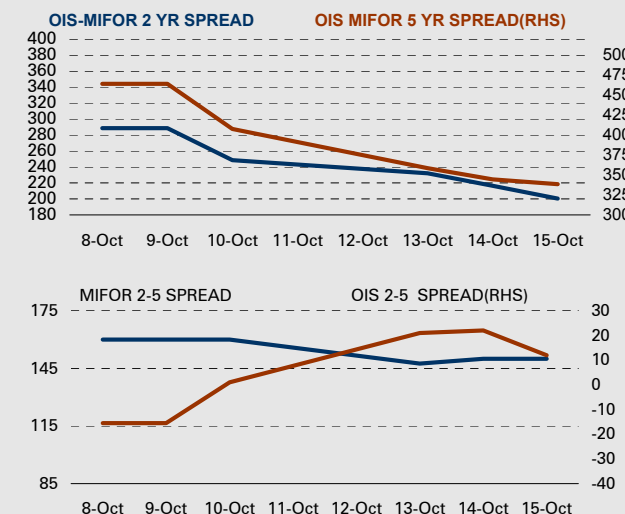
USD INR Forwards

	Annualised	Paise
December	0.88	8.50
March	0.49	10.13
June	0.41	10.63
September	0.40	13.63

NSE WDM Volumes (INR bn)



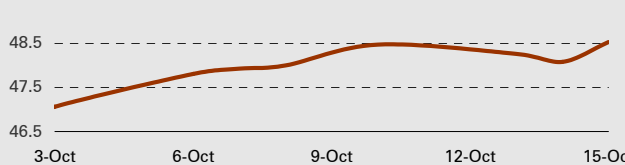
OIS-MIFOR Spreads



LIBOR

	3 month	6 month
EURO LIBOR	5.18	5.25
USD LIBOR	4.55	4.22
GBP LIBOR	6.21	6.34
JPY LIBOR	1.09	1.19
CHF LIBOR	3.17	3.17

USD/INR Movement



Asia Pacific Currencies

	October 15	October 14
USD/INR	48.53	48.07
USD/SGD	1.4719	1.4635
AUD/USD	0.6946	0.6970
USD/THB	34.12	34.05
USD/KRW	1239.75	1207.25

Vols (1 month)

Currency	October 15	October 14
INR	26.11	21.63
EUR	17.56	18.01
JPY	21.97	20.54
GBP	17.61	17.85
CHF	30.72	27.92

ICICI Bank
ICICI Bank Towers
Bandra Kurla Complex
Mumbai- 400 051
Phone: (+91-22) 2653-1414

Treasury Research Group

Economics Research

Samiran Chakraborty	Chief Economist	(+91-22) 2653-7548	samiran.chakraborty@icicibank.com
Priyanka Chakravarty	Economist	(+91-22) 2653-6760	priyanka.chakravarty@icicibank.com
Ruchi Singh	Economist	(+91-22) 2653-6280	ruchi.singh@icicibank.com
Upasana Chachra	Economist	(+91-22) 2653-6299	upasana.chachra@icicibank.com
Upasna Gaur	Economist	(+91-22) 2653-7237	upasna.gaur@icicibank.com
Vivek Kumar	Economist	(+91-22) 2653-7206	vivek.kum@icicibank.com
Abhishek Upadhyay	Economist	(+91-22) 2653-1414 (ext 2195)	abhishek.u@icicibank.com
Ananya Chaudhuri	Economist	(+91-22) 2653-1414 (ext 2023)	ananya.chaudhuri@icicibank.com
Kamalika Das	Economist	(+91-22) 2653-1414 (ext 2027)	kamalika.das@icicibank.com
Kanika Pasricha	Economist	(+91-22) 2653-1414 (ext 2260)	kanika.pasricha@icicibank.com
Pratik Modi	Economist	(+91-22) 2653-1414 (ext 2029)	pratik.modi@icicibank.com
Shubhra Mittal	Economist	(+91-22) 2653-1414 (ext 2087)	shubhra.mittal@icicibank.com
Siddhartha Bhotika	Economist	(+91-22) 2653-1414 (ext 2291)	siddhartha.bhotika@icicibank.com
Sumedh Deorukhkar	Economist	(+91-22) 2653-1414 (ext 2085)	sumedh.deorukhkar@icicibank.com

Treasury Desks

Treasury Sales	(+91-22) 2653-1076-80	Currency Desk	(+91-22) 2652-3228-33
Gsec Desk	(+91-22) 2653-1001-05	FX Derivatives	(+91-22) 2653-8941/43
Interest Rate Derivatives	(+91-22) 2653-1011-15	Commodities Desk	(+91-22) 2653-1037-42
Corporate Bonds	(+91-22) 2653-1006-10		

Disclaimer

Any information in this email should not be construed as an offer, invitation, solicitation, solution or advice of any kind to buy or sell any financial products or services offered by ICICI Bank, unless specifically stated so. ICICI Bank is not acting as your financial adviser or in a fiduciary capacity in respect of this proposed transaction with you unless otherwise expressly agreed by us in writing. Before entering into any transaction you should take steps to ensure that you understand the transaction and have made an independent assessment of the appropriateness of the transaction in the light of your own objectives and circumstances, including the possible risks and benefits of entering into such transaction. You may consider asking advice from your advisers in making this assessment

Disclaimer for UK/Belgium residents

This document is issued solely by ICICI Bank Limited ("ICICI"). The material in this document is derived from sources ICICI believes to be reliable but which have not been independently verified. ICICI makes no guarantee of the accuracy and completeness of factual or analytical data and is not responsible for errors of transmission or reception. The opinions contained in such material constitute the judgement of ICICI in relation to the matters which are the subject of such material as at the date of its publication and are subject to change without notice. The information and opinions in such material are given by ICICI as part of its internal research activity and not as manager of or adviser in relation to any assets or investments and no consideration has been given to the particular needs of any recipient.

Nothing contained in this publication shall constitute or be deemed to constitute an offer to sell/purchase or as an invitation or solicitation to do so for any securities of any entity. ICICI Bank and/or its Affiliates, including ICICI bank UK PLC ("ICICI Group") make no representation as to the accuracy, completeness or reliability of any information contained herein or otherwise provided and hereby disclaim any liability with regard to the same. ICICI Group or its officers, employees, personnel, directors may be associated in a commercial or personal capacity or may have a commercial interest including as proprietary traders in or with the securities and/or companies or issues or matters as contained in this publication and such commercial capacity or interest whether or not differing with or conflicting with this publication, shall not make or render ICICI Group liable in any manner whatsoever & ICICI Group or any of its officers, employees, personnel, directors shall not be liable for any loss, damage, liability whatsoever for any direct or indirect loss arising from the use or access of any information that may be displayed in this publication from time to time.